

# Inaccess ems New Zealand





## Overview

---

The EMS system in New Zealand is served by three dispatch centres, located in , , and . The dispatch centre in Christchurch provides coverage to the entire , and is operated by St. John Ambulance. The dispatch centre in Auckland provides coverage for the north half of , and is also operated by St. John Ambulance. The dispatch centre in Wellington provides coverage for the southern half of the North Island, is joint.



## Inaccess ems New Zealand

---




### Making EMS equipment requests , Enable New Zealand

Unless you need to consult with an EMS advisor, start in the EMS Portal and complete the EMS Assessor Section. This will allow you to access our Equipment App to submit your request. ...

### EMS in New Zealand

The main difference between the two systems lies in the range of terrain that exists in New Zealand. This requires ambulance officers to be proficient in treating a wide range of cases, from a saltwater drowning victim to a ski accident injury in the mountains just 50 km away.



### News & events , Inaccess , Power plant controller

Inaccess has been awarded the PPC contract one of the largest single solar PV plants in the world, a 2GW photovoltaic project in the EMEA region. Grid & Market ...

### Power Factors acquires Inaccess, expands digital clean energy ...

Inaccess' EMS controls each of these separate 'sub-plants,' coordinating the battery energy storage system (BESS), PV plant and reactive power production. Functions it performs include



energy shifting, SoC management and balancing, ramp rate control for the PV plant as well as frequency and voltage support at both whole-system and sub



**INTEGRATED DESIGN**  
EASY TO TRANSPORT AND INSTALL,  
FLEXIBLE DEPLOYMENT



### News & events , Inaccess , Power plant controller

Inaccess has been awarded the PPC contract one of the largest single solar PV plants in the world, a 2GW photovoltaic project in the EMEA region. Grid & Market Optimization for Europe's largest Bifacial PV plant


### Emergency medical services in New Zealand

Overview  
Communications Organisation  
Clinical Education  
Clinical Practice  
Professional Body  
See also

The EMS system in New Zealand is served by three dispatch centres, located in Auckland, Wellington, and Christchurch. The dispatch centre in Christchurch provides coverage to the entire South Island, and is operated by St. John Ambulance. The dispatch centre in Auckland provides coverage for the north half of North Island, and is also operated by St. John Ambulance. The dispatch centre in Wellington provides coverage for the southern half of the North Island, is joint...



### Current challenges in the provision of ambulance services in New Zealand



This article will briefly introduce some of the issues facing EMS that will impact the future of this crucial system in New Zealand. These issues include demands because of an aging population funding, double crewing, and volunteerism, registration, and unified standards.

### **Making EMS equipment requests , Enable New Zealand**

Unless you need to consult with an EMS advisor, start in the EMS Portal and complete the EMS Assessor Section. This will allow you to access our Equipment App to submit your request. Access the EMS Portal and guides on the DSS website. When making a request: please ensure you add the correct delivery address - client, hospital, or equipment



### **Current challenges in the provision of ambulance services in New ...**

This article will briefly introduce some of the issues facing EMS that will impact the future of this crucial system in New Zealand. These issues include demands because of an ...

### **Power Factors acquires Inaccess, expands digital clean ...**

Inaccess' EMS controls each of these separate 'sub-plants,' coordinating the battery energy storage system (BESS), PV plant and reactive power production. Functions it performs include energy shifting, SoC ...





### EMS New Zealand

New Zealand Post was founded in 1840 and joined the EMS Cooperative in 1999. International Courier delivers EMS six days of the week reaching 4.7 million consumers and businesses. Customers can easily access EMS at 882 retail outlets and post offices across the country.

### EMS New Zealand

New Zealand Post was founded in 1840 and joined the EMS Cooperative in 1999. International Courier delivers EMS six days of the week reaching 4.7 million consumers and businesses. Customers can easily access EMS at 882 retail ...



### Current challenges in the provision of ambulance services in New Zealand

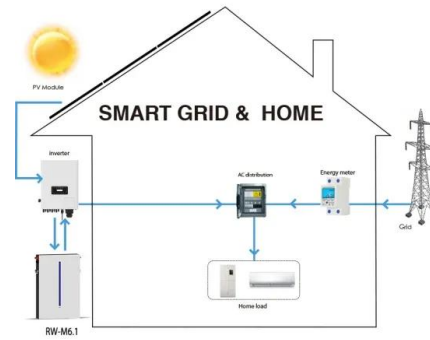
Emergency medical services (EMS) in New Zealand are evolving rapidly and facing a wide range of concerns impacting the future of this crucial service. Increased utilization, the aging population, funding, paramedic registration, and ambulance double crewing and staffing are several key issues that might impact the implementation of proposed

### Emergency medical services in New Zealand

The EMS system in New Zealand is served by three dispatch centres, located in Auckland, Wellington, and Christchurch. The dispatch centre in Christchurch provides coverage to the entire South Island, and is operated by St. John



Ambulance.



## Contact Us

---

For catalog requests, pricing, or partnerships, please visit:  
<https://www.fundacja64.pl>