

Solar container water heater e1 failure





Overview

The E1 code on the GSWH-2 indicates ignition failure despite the igniter sparking and blower running. Check for gas supply interruptions or clogged burner ports causing poor ignition. Inspect the flame sensor for dirt or misalignment, which can prevent flame detection. If your water heater's displaying an error code E1, you're not alone. This frustrating issue can leave you wondering what went wrong and how to fix it. Error Code E1 Explanation: E1 indicates a malfunction in the water heater, primarily related to the temperature sensor or electrical components. Error code E1 typically indicates a malfunction in the solar hot water system. It may relate to issues with the heating element or sensor. •How can I troubleshoot error code E1?

To troubleshoot error code E1, check the system's electrical connections and ensure the heating element is functioning. In this video tutorial I will show you how to fix E1 Error Code On Water Heater. If you get an E1 error message from your water heater, this is an indication that the appliance's ignition has failed. The following are some of the common causes of the error: • No gas in the combustion chamber •. The E1 error on a water heater typically indicates a problem with the temperature sensor or control board, requiring inspection or replacement for resolution. An E1 error on your water heater indicates an ignition failure, often due to gas supply issues. This guide explains common causes and. The E1 error on a tankless water heater typically signals a communication or sensor fault that prevents the unit from starting or maintaining safe operation. This guide explains what E1 means across common brands, how to diagnose the issue, and practical steps to restore hot water. It covers safety. My tankless water heater keeps having an E1 code. The blower comes on, I can smell gas and the igniter is sparking. It Customer: My tankless water heater keeps displaying an E1 code. The blower activates, I can smell gas, and the igniter is sparking. It attempts to ignite as soon as I turn it on at.



Solar container water heater e1 failure



Furrion Tankless Water Heater E1 Code: Troubleshooting Guide

Troubleshoot the Furrion tankless water heater E1 code by checking for gas supply issues and ensuring proper venting. Regularly clean the air intake filter to prevent blockages and ...

Troubleshooting E1 Error Code on Tankless Water Heaters

The E1 code on the GSWH-2 indicates ignition failure despite the igniter sparking and blower running. Check for gas supply interruptions or clogged burner ports causing ...



Suburban ST-60 On-Demand Water Heater E1 Error Fixed

We waste water and get the E1 error code since there is not enough water flow at the sink to activate the water heater. Why this condition exists is explained by the factory plumbing. The ...

E1 Error Code On Water Heater (How To Fix E1 Error Code)

In this video tutorial I will show you how to fix E1 Error Code On Water Heater. If you get an E1 error message from your water heater, this is an indication that the appliance's




EcoSmart(TM) Troubleshooting Gui

Activity B , Flow Meter Troubleshooting The flow meter is located on the inlet side of the water heater and has 4 Phillips head screws and a small black wire (see image above). The flow meter is ...

Error Code E1 Water Heater: Troubleshooting Tips to ...

To troubleshoot the E1 error, check the temperature sensor for damage, inspect wiring connections for looseness or corrosion, reset the water heater, and monitor the tank temperature for ...



Troubleshooting Your Solar Water Heater: A ...

Regular maintenance, attention to detail, and a proactive approach to addressing problems are key to keeping your solar water heater in top-notch condition. So, ...



Solar Water Heating System Maintenance and Repair

Draining the Collector and Piping Solar water heating systems that use only water as a heat-transfer fluid are the most vulnerable to freeze damage. "Draindown" or "drainback" systems typically use a ...




E1 Fault in Gas Water Heaters: Troubleshooting Tips and Solutions

whilst a gas water heater presentations the E1 fault code, it's crucial to directly perceive the underlying cause and take suitable measures based totally at the real scenario. here are the ...

Water Heater E1 Error Code - What It Means & How To Fix It

Discover the meaning of the E1 error code on your water heater and learn effective troubleshooting tips to resolve the issue quickly and efficiently.



- IP65/IP55 OUTDOOR CABINET
- IP54/55
- OUTDOOR ENERGY STORAGE CABINET
- OUTDOOR BATTERY CABINET

E1 error code on tankless water heater , Keystone Forums

If it ignites, then the issue is "flow related" and the water heater is probably working as it should. If it still won't light, that doesn't rule out a "flow problem" either in the water heater control ...




Troubleshooting , Fogatti RV Tankless Water Heater ...

An E1 code on the Fogatti RV Tankless Water Heater is indicating an ignition failure or accidental flame out during ignition. Follow following steps to trouble shoot ...



Water Heater E1 Error: Causes And Fixes

An E1 error on your water heater indicates an ignition failure, often due to gas supply issues. This guide explains common causes and step-by-step solutions to get your hot water flowing ...



Solar Water Heater Troubleshooting Checklist

The Florida Solar Energy Center/University of Central Florida nor any agency thereof, nor any of their employees, makes any warranty, express or implied, or assumes any legal liability or responsibility ...



E1 for Mid-Home Water Heaters , Eccotemp Help Desk

The gas pressure needs to be measured in water columns, for Liquid Propane it is 10-13 inches of water column, and for Natural Gas is 4-8 inches of water column.



What Does E1 Mean On A Infrared Heater? [& How To Fix It]

An E1 error showing up in your infrared heater can mean one of these four issues: overheating, insufficient unit power, a dirty or clogged air filter, and poor airflow.



Decoding Error Codes E1, E2, E3, and E4 Black Casing Instant ...

E1 Error Code: Leakage Alert ? When your instant electric water heater displays the E1 error code, it signals a potential leakage issue. Safety is our top priority!

Common Solar Water Heater Problems and How to Fix Them

Learn about common solar water heater problems like leaks, scaling, and low heating -- and discover simple fixes to keep your system efficient and long-lasting.



E1 error code on tankless water heater , Keystone Forums

If you are out camping and the water heater won't ignite, turn off the cold faucets and turn on multiple hot faucets (to increase flow through the water heater). If it ignites, then the issue is "flow ...



Solar Water Heating System Maintenance and Repair

Draining the Collector and Piping Solar water heating systems that use only water as a heat-transfer fluid are the most vulnerable to freeze damage. "Draindown" ...



Contact Us

For catalog requests, pricing, or partnerships, please visit:
<https://www.fundacja64.pl>